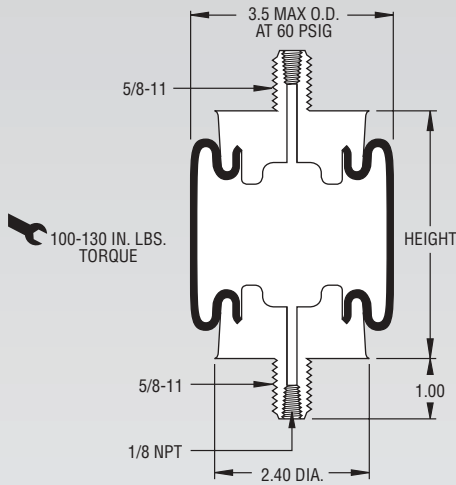
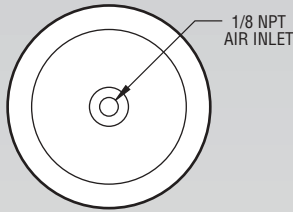


AIRSTROKE ACTUATOR ONLY

Static Data

8469

Description		Assembly Order No.
Style 2M1A	1/8 NPT, each end, plastic studs	WO2-358-3002
Two Ply Bellows	1/8 NPT, each end brass studs	WO2-358-3004
Assembly weight		0.6 lbs.
Force to collapse to minimum height (@ 0 PSIG).....		30 lbs.

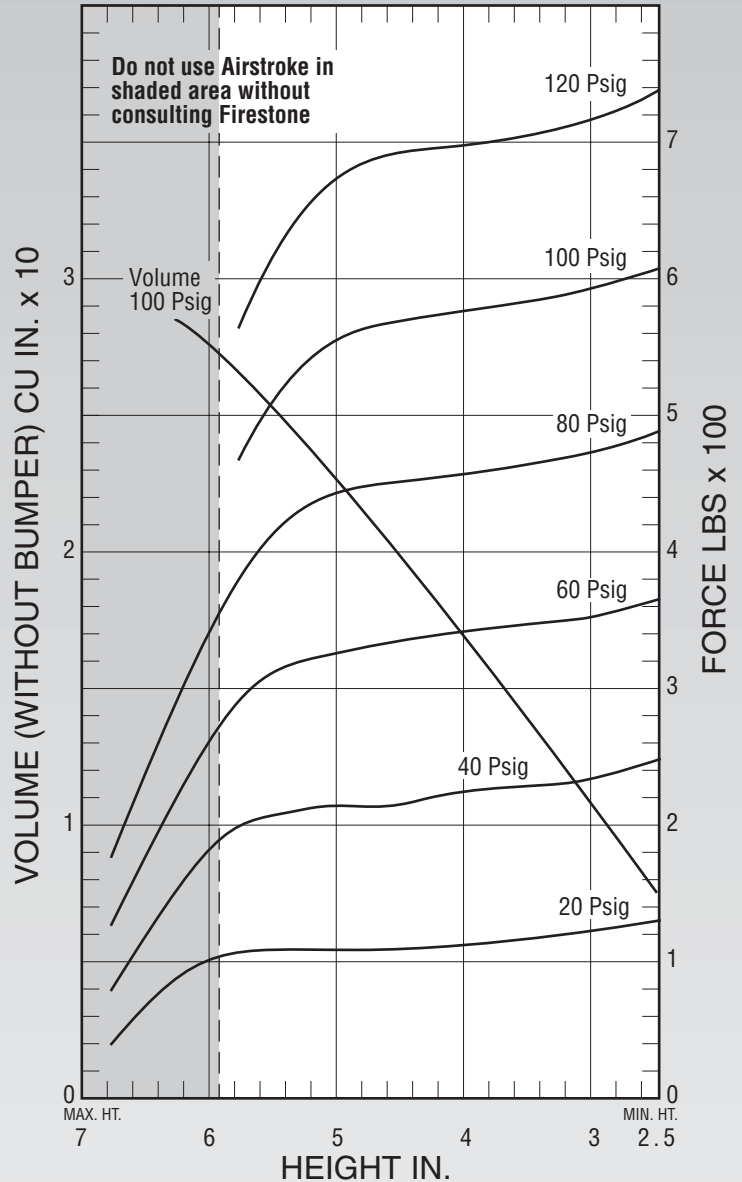


NOTE: This Airstroke actuator must be guided throughout the stroke.

NOTE: Do not use as an Airmount isolator.

NOTE: Plug off one end. (This part is single acting)

NOTE:
Do not use as an Airmount isolator.



See page 12 for instructions on how to use chart.

Force Table (Use for Airstroke [®] actuator design)						
Assembly Height (in.)	Volume @ 60 PSIG (in ³)	Pounds Force				
		@20 PSIG	@40 PSIG	@60 PSIG	@80 PSIG	@100 PSIG
6.0	28	100	180	270	350	430
5.0	23	110	210	330	440	560
4.0	17	120	230	340	460	580
3.0	11	120	240	350	480	600